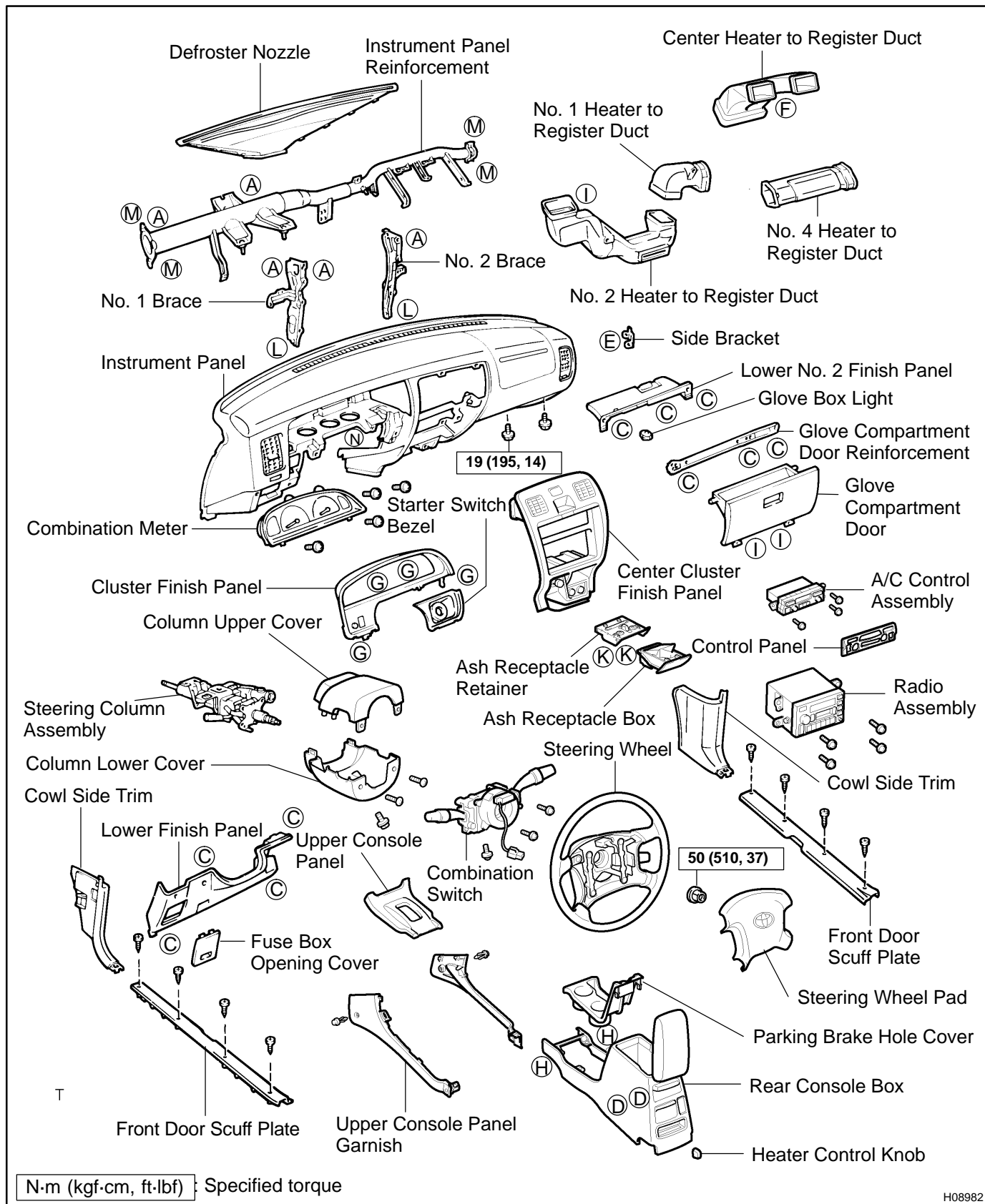
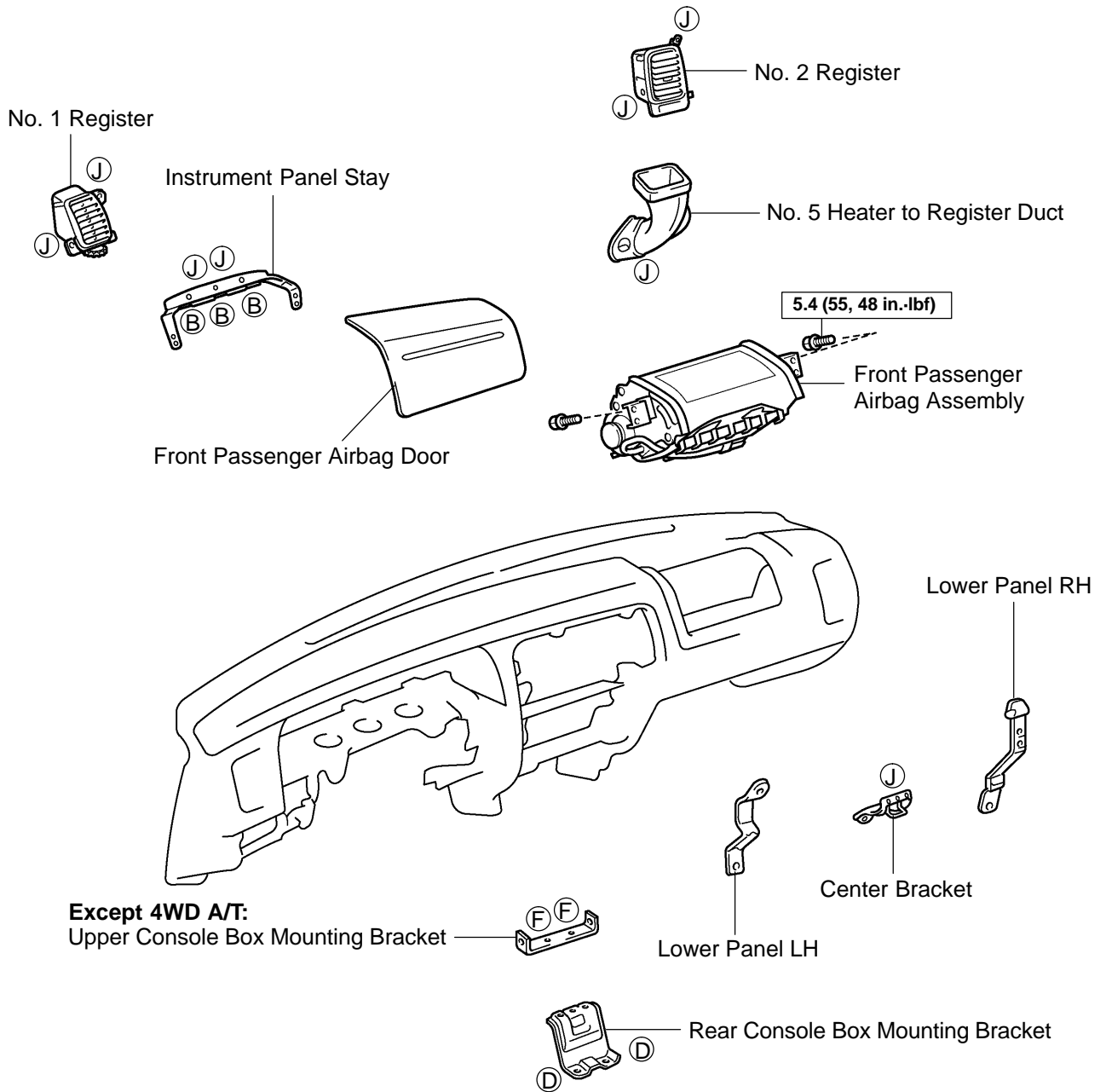


INSTRUMENT PANEL COMPONENTS

B00CQ-03



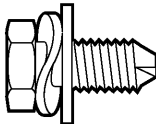
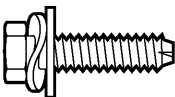
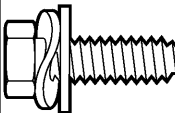
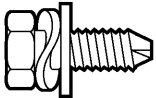
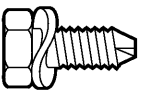




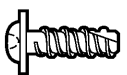

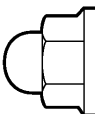
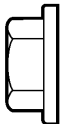
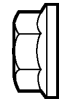


T

N·m (kgf·cm, ft·lbf) : Specified torque

H08985

HINT:
Screw shapes and sizes are indicated in the table below. The codes ("A" - "N") correspond to those indicated on the previous pages.

mm (in.)								
	Shape	Size		Shape	Size		Shape	Size
Ⓐ		∅ = 8 (0.31) L = 18 (0.71)	Ⓑ		∅ = 6 (0.24) L = 24 (0.94)	Ⓒ		∅ = 6 (0.24) L = 22 (0.87)
Ⓓ		∅ = 6 (0.24) L = 18 (0.71)	Ⓔ		∅ = 6 (0.24) L = 16 (0.63)	Ⓕ		∅ = 6 (0.24) L = 16 (0.63)
Ⓖ		∅ = 5.22 (0.21) L = 16 (0.63)	Ⓖ		∅ = 5 (0.20) L = 16 (0.63)	Ⓖ		∅ = 5 (0.20) L = 16 (0.63)
Ⓙ		∅ = 5 (0.20) L = 14 (0.55)	Ⓚ		∅ = 5 (0.20) L = 14 (0.55)	Ⓛ		∅ = 8 (0.31)
Ⓜ		∅ = 8 (0.31)	Ⓝ		∅ = 6 (0.24)			

T

H09001